

TABLE OF CONTENTS

Introduction	M-2	Heavy Wall Heat Shrinkable End Cap	M-9
PENETROX™ (Install Connections).....	M-2	Clear Heat Shrink Tubing	M-10
PENETROX™ A, PENA-1 LB, PENETROX™ A-13, PENETROX® E	M-3	Thin Wall Polyvinyl Chloride Heat Shrink Tubing	M-11
PENETROX™ Technical & Ordering Information.....	M-4	MISCELLANEOUS ACCESSORIES:	
Thin Wall Heat Shrink Tubing — 6 Inch Lengths.....	M-5	Terminal Blocks	M-12
4 Foot Reels.....	M-6	Panel Lights	M-12
25 Foot Reels.....	M-7	Pigtail Connectors	M-13
Heavy Wall Heat Shrink Tubing — 4 Foot Sticks.....	M-8	Alligator Clips	M-13
Cut Lengths.....	M-8	Steinel® Hot Air Gun	M-14
		Circuit Tester	M-14
		Alligator Test Leads	M-14

INTRODUCTION

BURNDY® wiring accessories have been designed to supplement and enhance BURNDY® connector selection and use. All have been designed and engineered for easy

installation and long life, reflecting over 65 years of experience and resulting contributions to all aspects of the electrical industry.

PENETROX™

HOW TO INSTALL CONNECTORS:

1. Select the right connector.

Always use an aluminum connector for aluminum or copper conductor. And choose a connector that's marked for the wire size you're using. Never use a copper connector on aluminum conductor.




2. Strip carefully.

Remove the insulation without nicking the wire.

3. Brush thoroughly.

Always wire-brush the stripped portion of the wire. An unplated terminal pad, and the surface to which the terminal will be attached should also be wire-brushed.



4. Apply PENETROX™

For mechanical connectors, apply PENETROX™ joint compound liberally to the conductor to prevent the formation of surface oxides once the connection is made. Also apply PENETROX™ to any terminal pad.



5. Tighten completely.

For mechanical connectors, use wrench or screwdriver to securely tighten the aluminum connectors, as recommended by BURNDY®.



6. Crimp.

For compression connectors, choose the right die and the right tool. Insert the wire completely and make the recommended number of crimps. BURNDY® takes the guesswork out of aluminum connections because the connectors and crimp dies are color coded. Crimps can be easily located between marks.



TYPES PENETROX™ A, A-13 AND E

OXIDE-INHIBITING JOINT COMPOUNDS

PENETROX™ oxide-inhibiting compounds produce low initial contact resistance, seal out air and moisture, prevent oxidation or corrosion, exhibit superior weathering characteristics, are usable over wide temperature ranges, and provide a high conductivity "gas-tight" joint. All PENETROX™ compounds contain homogeneously suspended metal particles. The suspended metal particles assist in penetrating thin oxide films, act as electrical "bridges" between conductor strands, aid in gripping the conductor, improve electrical conductivity and enhance the integrity of the connection.

The specially formulated PENETROX™ compounds are for use with compression and bolted connectors providing an improved service life for both copper and aluminum connections. Additionally, the non-toxic compounds are an excellent lubricant for threaded applications reducing galling and seizing.



PENA-1 LB

PENA-1 LB is a 1 lb. cartridge filled with PENETROX-A. It's designed to fit standard caulking guns for easy insertion into transmission and distribution connectors. Additionally, this packaging design provides a convenient method for applying PENETROX™ to many different applications.



PENETROX A-13

PENETROX A-13 is a synthetic base compound with evenly suspended zinc particles. It is recommended for aluminum to aluminum, aluminum to copper connection plus aluminum conduit threads. It is compatible with rubber, polyethylene and other insulating materials. UL listed for all voltages.



PENETROX A

PENETROX A is a natural (petroleum) base compound with evenly suspended zinc particles. It is recommended for aluminum to aluminum, aluminum to copper connections and aluminum conduit threads. It is not recommended for use with rubber or polyethylene insulated conductors. UL listed to 600V.



PENETROX E

PENETROX E is a synthetic base compound with evenly suspended copper particles. It is recommended for copper to copper, copper threads and all grounding applications. UL listed.

BURNDY® Products FCI

Accessories

PENETROX A, A-13 AND E

TECHNICAL INFORMATION

PENETROX A

PENETROX A consists of a natural (petroleum) base vehicle in which zinc particles are suspended. For aluminum to aluminum, aluminum to copper applications and aluminum conduit threads. It is not recommended for use with rubber and polyethylene insulated conductors. UL listed to 600 volts.

PENETROX A-13

PENETROX A-13 consists of a non-petroleum base vehicle in which zinc particles are suspended. Recommended for aluminum to aluminum, aluminum to copper applications and aluminum conduit threads. Compatible with insulating materials such as rubber, or polyethylene. UL listed and recommended for all voltages.

PENETROX E

PENETROX E consists of a non-petroleum base vehicle in which copper granules are suspended. Recommended for copper to copper applications, grounding and for use on copper conduit threads. UL listed.

Easy to apply:

1. Scratch brush the conductor surfaces until bright and clean.
2. Immediately apply PENETROX™ to the conductive surfaces.
3. For EHV applications, remove all excess PENETROX™ after installation is complete.

SHELF LIFE

When stored in its original container in cool (under 100° F) dry environment, PENETROX™ oxide inhibiting compound will remain workable and functional for (5) years from the date marked on the container provided it is mixed per instructions prior to use.



PROPERTIES OF PENETROX®

PROPERTY	VALUE PENETROX™ DEFINITION	PENETROX™ E & A13	A
PENETRATION (UNWORKED)	The value in accordance to ASTM D217 indicates the consistency of a grease. The higher the number, the softer the grease.	250	230
DROPPING POINT (MIN)	The temperature at which the grease passes from the semi-solid to a liquid state under test conditions.	500° F	230° F
POUR POINT (MAX.)	The lowest temperature at which the compound will flow. Pour point is the lubricant's ability to perform in cold conditions.	-10° F	-15° F

* MSDS sheets available through customer service.

ORDERING INFORMATION

CATALOG NUMBER		CONTAINER		CONTAINER TYPE	SIZE
PENETROX™ A	PENETROX™ A-13	PENETROX™ E			
PENA 1/2	—	—		TUBE	1/2 oz.
PEN A-4	PEN A13-4	PEN E-4		SQUEEZE BOTTLE	4 oz.
P8A	PEN A13-8	PEN E-8		SQUEEZE BOTTLE	8 oz.
PEN A-1LB	PENA13-1LB	—		CARTRIDGE	1 lb.*
PEN A-QT	PEN A13-QT	PEN E-QT		PLASTIC TUB	1 QUART
PEN A-GAL	PEN A13-GAL	PEN E-GAL		CAN	1 GALLON
PEN A-5GAL	PEN A13-5GAL	PEN E-5GAL		PAIL	5 GALLONS
PEN A-55GAL	PEN A13-55GAL	PEN E-55GAL		DRUM	55 GALLONS

* 1 lb. cartridge will fit standard caulking guns.

TYPE HS-T-PF

THIN WALL HEAT SHRINK TUBING

CROSS-LINKED POLYOLEFIN

6 INCH LENGTHS



Type HS-T-PF is a flexible thin wall, flame retardant heat shrink tubing made of cross-linked polyolefin. The 2:1 shrink ratio allows for faster shrink recovery, covering wire sizes: #18 AWG to 300 kcmil. Operating temperatures from -55° C to 135° C with a shrink temperature of 120° C.



Meets MIL-I-23053/5
600 VOLTS

Catalog Number	Nominal Diameter Inches	Min. Exp. I.D. In.	Max. Recov. I.D. In.	Nom. Wall Thickness In.	Conductor Range	Pcs. per Package	
						# Pcs. Black	# Pcs. Ea. Color
HSM116T6PF26	1/16	0.06	0.03	0.018	#18	8	3
HSB116T6PF26	1/16	0.06	0.03	0.018	#18	26	0
HSM332T6PF24	3/32	0.09	0.05	0.020	#18 - 16	6	3
HSB332T6PF24	3/32	0.09	0.05	0.020	#18 - 16	24	0
HSM18T6PF20	1/8	0.12	0.06	0.020	#18 - 14	2	3
HSB18T6PF20	1/8	0.12	0.06	0.020	#18 - 14	20	0
HSM316T6PF18	3/16	0.19	0.09	0.020	#18 - 12	6	2
HSB316T6PF18	3/16	0.19	0.09	0.020	#18 - 12	18	0
HSM14T6PF14	1/4	0.25	0.12	0.180	#14 - 10	2	2
HSB14T6PF14	1/4	0.25	0.12	0.180	#14 - 10	14	0
HSM38T6PF12	3/8	0.38	0.19	0.020	#8 - 6	6	1
HSB38T6PF12	3/8	0.38	0.19	0.020	#8 - 6	12	0
HSM12T6PF10	1/2	0.50	0.12	0.020	#6 - 2	4	1
HSB12T6PF10	1/2	0.50	0.12	0.020	#6 - 2	10	0
HSM34T6PF8	3/4	0.75	0.38	0.020	#1 - 3/0	2	1
HSB34T6PF8	3/4	0.75	0.38	0.020	#1 - 3/0	8	0
HSM100T6PF7	1	1.00	0.50	0.180	2/0 - 300	1	1
HSB100T6PF7	1	1.00	0.50	0.180	2/0 - 300	7	0

HSB series — all black

HSM series — multiple colors: black, blue, clear, green, red, white, yellow

HSB11612T6PF14	1/16, 3/32, 1/8, 3/16, 1/4, 3/8, 1/2					14	0
HSB38100T6PF8	3/8, 1/2, 3/4, 1"					8	0

Multiple diameter packages contain two pieces of each size listed: Black only.

TYPE HS-T-PF

THIN WALL HEAT SHRINK TUBING

CROSS-LINKED POLYOLEFIN

4 FOOT REELS

Type HS-T-PF is a flexible thin wall, flame retardant heat shrink tubing made of cross-linked polyolefin. The 2:1 shrink ratio allows for faster shrink recovery, covering wire sizes #18 AWG to 300 kcmil. Operating temperatures from -55° C to 135° C with a shrink temperature of 120° C.



SPECIFY COLOR CODE IN THIRD POSITION OF CATALOG NUMBER:

Example: HSC116T48PF

B: BLACK
BL: BLUE
C: CLEAR
G: GREEN
R: RED
W: WHITE
Y: YELLOW



Meets MIL-I-23053/5
 600 VOLTS

Catalog Number	Nominal Diameter Inches	Min. Exp. I.D. In.	Max. Recov. I.D. In.	Nom. Wall Thickness In.	Conductor Range
HS_116T48PF	1/16	0.06	0.03	0.018	#18
HS_332T48PF	3/32	0.09	0.05	0.020	#18 - 16
HS_18T48PF	1/8	0.12	0.06	0.020	#18 - 14
HS_316T48PF	3/16	0.19	0.09	0.020	#18 - 12
HS_14T48PF	1/4	0.25	0.12	0.180	#14 - 10
HS_38T48PF	3/8	0.38	0.19	0.020	#8 - 6
HS_12T48PF	1/2	0.50	0.12	0.020	#6 - 2
HS_34T48PF	3/4	0.75	0.38	0.020	#1 - 3/0
HS_100T48PF	1	1.00	0.50	0.180	2/0 - 300
HS_150T48PF	1-1/2	1.50	.75	0.180	2/0 - 350
HS_200T48PF	2	2.00	1.00	0.180	250 - 500


TYPE HS-T-PF

THIN-WALL HEAT SHRINK TUBING

CROSS-LINKED POLYOLEFIN

25 FOOT REELS

Type HS-T-PF is a flexible thin wall, flame retardant heat shrink tubing made of cross-linked polyolefin. The 2:1 shrink ratio allows for faster shrink recovery, covering wire sizes #18 AWG to 300 kcmil. Operating temperatures from -55° C to 135° C with a shrink temperature of 120° C.



SPECIFY COLOR CODE IN THIRD POSITION OF CATALOG NUMBER:

Example: HSC116T300PF

B: BLACK
BL: BLUE
C: CLEAR
G: GREEN
R: RED
W: WHITE
Y: YELLOW



Meets MIL-I-23053/5
 600 VOLTS

Catalog Number	Nominal Diameter Inches	Min. Exp. I.D. In.	Max. Recov. I.D. In.	Nom. Wall Thickness In.	Conductor Range
HS_116T300PF	1/16	0.06	0.03	0.018	#18
HS_332T300PF	3/32	0.09	0.05	0.020	#18 - 16
HS_18T300PF	1/8	0.12	0.06	0.020	#18 - 14
HS_316T300PF	3/16	0.19	0.09	0.020	#18 - 12
HS_14T300PF	1/4	0.25	0.12	0.180	#14 - 10
HS_38T300PF	3/8	0.38	0.19	0.020	#8 - 6
HS_12T300PF	1/2	0.50	0.12	0.020	#6 - 2
HS_34T300PF	3/4	0.75	0.38	0.020	#1 - 3/0
HS_100T300PF	1	1.00	0.50	0.180	2/0 - 300

TYPE HS-H-PF

HEAVY WALL HEAT SHRINK TUBING

CROSS-LINKED POLYOLEFIN

CUT LENGTHS AND 4 FOOT STICKS

Type HS-H-PF is a heavy wall, flame retardant heat shrink tubing made of cross-linked polyolefin. The shrink ratio is 3:1, and the inside diameter is coated with an adhesive sealant to protect against moisture and corrosion. UL486D Listed for direct burial applications. Accommodates #14 AWG - 500 kcmil conductors. Operating temperatures from -55° C to 135° C with a shrink temperature of 120° C.



SURFACE MARKED



Meets MIL-I-23053/5
600 VOLTS

Catalog Number	Length	Nominal Diameter Inches	Min. Exp. ID In.	Max. Recov. ID In.	Nom. Wall Thickness In.	Conductor Range	Number of Pcs. Per Package
HSB35H3PF25	3"	.350	.350	.150	0.070	#14-10	25
HSB35H6PF25	6"	.350	.350	.150	0.070	#14-10	25
HSB35H48PF5	4'	.350	.350	.150	0.070	#14-10	5
HSB34H6PF10	6"	.750	.750	.220	0.090	#6-2	10
HSB34H9PF10	9"	.750	.750	.220	0.090	#6-2	10
HSB34H48PF5	4'	.750	.750	.220	0.090	#6-2	5
HSB110H6PF5	6"	1.100	1.100	.400	0.120	#1-3/0	5
HSB110H9PF5	9"	1.100	1.100	.400	0.120	#1-3/0	5
HSB110H48PF5	4'	1.100	1.100	.400	0.120	#1-3/0	5
HSB150H9PF3	9"	1.500	1.500	.500	0.160	2/0-350	3
HSB150H12PF3	12"	1.500	1.500	.500	0.160	2/0-350	3
HSB150H48PF5	4'	1.500	1.500	.500	0.160	2/0-350	5
HSB200H9PF2	9"	2.000	2.000	.750	0.160	250-500	2
HSB200H12PF2	12"	2.000	2.000	.750	0.160	250-500	2
HSB200H48PF2	4'	2.000	2.000	.750	0.160	250-500	2

Available in black only.

TYPE HSIC - FR

HEAVY WALL HEAT SHRINKABLE END CAP

UL LISTED TO 600V

Type HSIC-FR, Heat Shrink Insulating End Cap Fire Retardant is a heavy wall, fire retardant end cap made of cross-linked thermally stabilized black polyolefin. Used to insulate exposed conductors in energized applications. The 3:1 shrink ratio offers greater range, accommodating copper wire sizes, #8 AWG thru 2500+ kcmil. Performs effectively over lead, aluminum, steel, polyethylene, EPR, and PVC jacketed materials. Blue thermal chromatic lines disappear indicating correct installation temperature and provide inspectability. I.D. adhesive provides superior moisture and weather resistant characteristics.

Features and Benefits

- Minimum 28 Oxygen index, UL94-VO rated.
 - ◇ Self-extinguishing flame retardant properties.
- 3:1 shrink ratio.
 - ◇ Minimum inventory required.
- Thermal chromatic lines.
 - ◇ Indicate proper installation.
- Low shrink temperature, 150°C.
 - ◇ Only requires common hot air gun to apply.
- Meets sealing requirements: ANSI-C119.1, UL486D
 - ◇ Weather and moisture resistant.



CATALOG NUMBER	600V CABLE		INTERNAL DIAMETER		WALL THICKNESS		LENGTH ± 20%		NUMBER OF PCS. PER PACKAGE
	CODE	FLEX	(MIN) EXP.	(MAX) REC.	EXP.	REC. ± 20%	EXP.	REC.	
HSIC8-1FR	#8 - #1	#8 - #4	.50	.16	.034	.080	3.0	2.50	10
HSIC4-40FR	#4 - 4/0	#4 - 2/0	.75	.24	.030	.080	3.5	2.50	10
HSIC10-500FR	1/0 - 500 kcmil	#1 - 313.1 kcmil	1.10	.35	.039	.120	4.0	3.00	5
HSIC30-1000FR	3/0 - 1000 kcmil	2/0 - 646 kcmil	1.50	.47	.054	.160	4.5	3.25	5
HSIC200FR	300 - 1750 kcmil	250 - 1111 kcmil	2.00	.63	.050	.160	4.5	3.50	5
HSIC269FR	600 - 2500 kcmil	-	2.68	.87	.050	.160	5.0	4.00	5
HSIC350FR	1250 kcmil (min)	-	3.50	1.18	.051	.160	5.0	4.50	5



1. Slide the HSIC-FR end cap onto the cable and hold in place using forefinger or thumb.
2. Beginning at closed end apply heat, blue thermochromatic lines will begin to disappear at 150° C. Gradually, move heat source to open end and around cap. Once lines are no longer visible and adhesive flows out of open end, discontinue heating.

TYPE HSC-FR

VISI-SHRINK


FIRE RETARDANT CLEAR
HEAT SHRINK TUBING

UL RECOGNIZED TO 600V

Type HSC-FR is a flexible polyvinyl chloride clear heat-shrink tubing. Excellent flame retardant properties and a 2:1 shrink ratio, the VISI-SHRINK tubing enables inspectors to read die index embossments on installed connectors easily. UL recognized, 105° C, 600V, the operating temperature from -20° C to 105° C with a shrink temperature of 135° C.

Features and Benefits

- UL 224, VW-1 Rated.
 - ◇ Self-extinguishing flame retardant properties.
- Clear Tubing.
 - ◇ Allows inspection of die index embossed and shiner after installation is complete. Should any corrosion occur it will be visible during inspection.
- Low Shrink Temperature.
 - ◇ Only requires common hot air guns to apply.



CATALOG NUMBER	I.D. EXPANDED	I.D. AFTER RECOVERY	WALL THICKNESS	CONDUCTOR RANGE		STANDARD REEL SIZE (FEET)
				CODE	FLEX	
HSC18FR	.125	.062	.025	#16 - #14	#16 - #14	50
HSC18FR250	.125	.062	.025	#16 - #14	#16 - #14	250
HSC14FR	.250	.125	.025	#12 - #8	#12 - #10	50
HSC14FR250	.250	.125	.025	#12 - #8	#12 - #10	250
HSC38FR	.375	.187	.025	#6 - #4	#8 - #6	50
HSC38FR250	.375	.187	.025	#6 - #4	#8 - #6	250
HSC12FR	.500	.250	.025	#4 - #1	#6 - #4	50
HSC12FR250	.500	.250	.025	#4 - #1	#6 - #4	250
HSC34FR	.750	.375	.030	1/0 - 3/0	#2 - 1/0	50
HSC34FR250	.750	.375	.030	1/0 - 3/0	#2 - 1/0	250
HSC100FR	1.00	.500	.035	4/0 - 3/0	1/0 - 4/0	25
HSC100FR100	1.00	.500	.035	4/0 - 3/0	1/0 - 4/0	100
HSC112FR	1.50	.750	.040	350 - 750	250 - 500	25
HSC112FR100	1.50	.750	.040	350 - 750	250 - 500	100
HSC200FR	2.00	1.00	.045	800 - 1000	500 - 750	25
HSC200FR100	2.00	1.00	.045	800 - 1000	500 - 750	100

NOTES:

- 1 Shrink temperature is 135° C (275° F).
- 2 For best results move heat gun along the length of heat shrink to avoid concentrations.
- 3 To extend useful life, store material below 70°F.
- 4 For additional Heat Shrinkable Tubing see "URD" section Type RYAC and RK169-2, RK170-2 in this section.

TYPE HS-FR

THIN-WALL HEAT SHRINK


FIRE RETARDANT HEAT SHRINK TUBING

UL RECOGNIZED TO 600V

Type HS-FR is a flexible polyvinyl chloride thin-wall heat-shrink. Offering insulating, color identification and strain relieving properties for terminations and splices. The 2:1 shrink ratio allows for faster shrink recovery, covering wire sizes: #16 AWG to 1000 kcmil. UL recognized, 105° C, 600V, operating temperatures from -20° C to 105° C with a shrink temperature of 135° C.

Features and Benefits

- UL 224, VW-1 Rated
 - ◇ Self-extinguishing flame retardant properties.
- Multi-use Tubing
 - ◇ Insulate, strain relief.
- Easy Identification
 - ◇ Available in wide range of colors.
- Low Shrink Temperature
 - ◇ Only requires common hot air guns to apply.



How to Order

Ex: HSB18FR

- B** - Black
- BLU** - Blue
- G** - Green
- R** - Red
- W** - White
- Y** - Yellow




CATALOG NUMBER	I.D. EXPANDED	I.D. AFTER RECOVERY	WALL THICKNESS	CONDUCTOR RANGE		STANDARD REEL SIZE (FEET)
				CODE	FLEX	
HS 18FR	.125	.062	.025	#16 - #14	#16 - #14	50
HS 18FR250	.125	.062	.025	#16 - #14	#16 - #14	250
HS 14FR	.250	.125	.025	#12 - #8	#12 - #10	50
HS 14FR250	.250	.125	.025	#12 - #8	#12 - #10	250
HS 38FR	.375	.187	.025	#6 - #4	#8 - #6	50
HS 38FR250	.375	.187	.025	#6 - #4	#8 - #6	250
HS 12FR	.500	.250	.025	#4 - #1	#6 - #4	50
HS 12FR250	.500	.250	.025	#4 - #1	#6 - #4	250
HS 34FR	.750	.375	.030	1/0 - 3/0	#2 - 1/0	50
HS 34FR250	.750	.375	.030	1/0 - 3/0	#2 - 1/0	250
HS 100FR	1.00	.500	.035	4/0 - 3/0	1/0 - 4/0	25
HS 100FR100	1.00	.500	.035	4/0 - 3/0	1/0 - 4/0	100
HS 112FR	1.50	.750	.040	350 - 750	250 - 500	25
HS 112FR100	1.50	.750	.040	350 - 750	250 - 500	100
HS 200FR	2.00	1.00	.045	800 - 1000	500 - 750	25
HS 200FR100	2.00	1.00	.045	800 - 1000	500 - 750	100

NOTES:

- 1 Shrink temperature is 105° C (221° F).
- 2 For best results move heat gun along the length of heat shrink to avoid concentrations.
- 3 To extend useful life, store material below 70° F.
- 4 For additional Heat Shrinkable Tubing see "URD" section Type RYAC and RK169-2, RK170-2 in this section.

MISCELLANEOUS ACCESSORIES

TERMINAL BLOCKS



Meets UL component requirements:

CLASS B:		
Commercial Equipment		300 V RMS
CLASS C:		
General Industrial		300 V RMS
Withstands volts, Vdc		10,500

NUMBER OF CIRCUITS	OVERALL LENGTH	GENERAL DESCRIPTION	CATALOG NUMBER
2	2-3/32"	Moulded General	RK149-2
2	3-7/32"	Purpose Phenolic Base	RK150-2
6	4-11/32"	30 amps, #10 studs	RK225-2
8	5-15/32"	1 piece, per card	RK151-2
10	6-19/32"	300-volt rating	RK152-2
12	7-23/32"		RK226-2
14	8-27/32"		RK153-2
16	9-31/32"		RK227-2

For bulk pack contact factory.

PANEL LIGHTS SNAP-IN TYPES*



VOLTAGE RATING	LENS COLOR	MOUNTING HOLE DIAMETER	LEADS	CATALOG NUMBER	CARD QUANTITY
125V	Red	1/2"	6"	RK160-2	1
125V	Yellow	1/2"	6"	RK161-2	1
125V	Green	1/2"	6"	RK162-2	1
125V	Red	5/16"	6"	RK236-2	1
125V	Yellow	5/16"	6"	RK237-2	1
125V	Green	5/16"	6"	RK238-2	1
28V	Red	1/2"	6"	RK231-2	1
28V	Yellow	1/2"	6"	RK230-2	1
28V	Green	1/2"	6"	RK232-2	1
12V	Red	1/2"	6"	RK163-2	1
12V	Yellow	1/2"	6"	RK164-2	1
12V	Green	1/2"	6"	RK165-2	1

* Available in convenience packaging only.


PIGTAIL WIRE CONNECTORS*



PACKAGE QUANTITY	WIRE COMBINATION RANGE AND COLOR CODE	CATALOG NUMBER
25	Black 22 - 14 AWG—Min. 3 #20 Max. 3 #16	RK239-2
25	Orange 22 - 14 AWG—Min. 3 #20 Max. 3 #16 & 1 #18	RK240-2
25	Yellow 18 - 12 AWG—Min. 1 #14 & 1 #18 Max. 4 #14 & 1 #18	RK241-2
20	Red 18 - 10 AWG—Min. 2 #14 Max. 2 #10 & 2 #14	RK242-2
10	Blue 12 - 6 AWG—Min. 1 #10 & 1 #12 Max. 1 #6 & 2 #8	RK257-2

* Available in convenience packaging only.

ALLIGATOR CLIPS*



WIRE RANGE	LENGTH	JAW LENGTH	CATALOG NUMBER	CARD QUANTITY
22 - 16 AWG	1-11/16"	5/16"	RK154-2	4
22 - 14 AWG	2"	7/16"	RK155-2	4
22 - 10 AWG	2-7/8"	3/4"	RK229-2	4

* Available in convenience packaging only.

BURNDY® Products FCI

Accessories

TYPE HL1802E

STEINEL® HOT AIR GUN

120° – 1100° F (50° – 650° C)

STEINEL® professional hot air gun and accessories are recommended for all of your BURNDY® heat shrink applications. The HL1802E hot air gun is UL and CSA Listed for 120 volts. It has a temperature range of 120° – 1100° F (50° – 650° C) and a cool air stage.



	Technical Specifications	UL/CSA Listed
Voltage	230 V AC	120 V AC
Output	2,000 Watts	1,500 Watts
Temperature	Setting 1: 50°C	120°F
	Setting 2: 50° - 650°C	120 - 1100° F
	Setting 3: 50° - 650°C	120 - 1100° F
Air Flow	Setting 1: 8.8 cfm	
	Setting 2: 9.5 cfm	
	Setting 3: 17.6 cfm	
Weight	30.7 oz.	
Noise	< 70 dB (A)	

Accessories

CATALOG NUMBER	DESCRIPTION
HSREDUCER	3/8" Reduction Nozzle for concentrated air flow.
HSREFLECTOR1	1-1/4" Reflector Nozzle accommodating up to 1" tubing.
HSREFLECTOR1/2	5/8" Reflector Nozzle accommodating up to 1/2" tubing.
HSSTAND	Metal Stand for bench work applications.

MISCELLANEOUS ACCESSORIES

CIRCUIT TESTER

FOR 3 WIRE 125V CIRCUITS



VOLTAGE RATING	GENERAL DESCRIPTION	CATALOG NUMBER
125V	Indicates: Correct wiring, open ground, reverse polarity, open hot wire, open neutral, hot and ground reversed, and hot on neutral and hot open.	RK228-2

M-14

ALLIGATOR TEST LEADS



JUMPER	LENGTH	CATALOG NUMBER
600 V 18 AWG	32"	RK191-2